

Your right to a clean and healthy environment

Workbook



This workbook has activities to help you think about ways that your environment and rights are affected by climate change and what you can do to make a positive change!

Name:

Date:

ACTIVITY 1



Age: 7 - 12



Material needed:
A pen



Duration: 5 minutes



Group size: 1-2

Which of the following climate disasters happen in your country?

Select what applies:

☐☐☐☐☐☐☐

ACTIVITY 2



Age: 7 - 12



Material needed:
Coloured pencils



Duration: 20 minutes



Group size: 1

What do you think your city will look like in 2050? How do you think the changes in weather and climate will affect it? Can you make a drawing of it?

Who do you think can change something about this? The mayor of your town perhaps? Show them the drawing and explain why you are concerned.



DID YOU KNOW?



Age: 7 - 12



Material needed:
A computer/tablet/
phone



Duration: 15 minutes



Group size: 1

Did you know that there are several online resources and even games to raise your knowledge on climate change?



Home - CHRD Learning Platform - The right to defend the environment!

The Right to Defend the Environment

There are more and more children across the world raising their voices on the environment and climate change, and acting in many different ways.

Start learning!

English

Have a look at this online learning module, which will teach and test your knowledge on your right to defend the environment!

<https://chrds.childrightsconnect.org/chrd-learning-platform/the-right-to-defend-the-environment/>



Games



The United Nations Office in Geneva has developed several games about climate change, have a look!



<https://www.ungeneva.org/en/engage/un-for-kids>



ACTIVITY 3



Age: 7 - 12



Material needed:
Coloured pencils





Duration: 20 minutes



Group size: 1 -2

Draw your dream home that is friendly to the environment. You can for example add solar panels, a garden for growing food, rainwater collectors, lots of trees! Where is your house located, in the city or the country side? Show the drawing to a friend and tell them how it is friendly to the planet!



ACTIVITY 4



Age: 7 - 12



Material needed:
Coloured pencils



Duration: 20 minutes



Group size: 1

Create a promise sheet where you write down three things you promise to do to help the environment, such as giving toys or things away that you no longer use or turn the lights off when you are leaving a room. Decorate your pledge with drawings and share it with your family or friends.

1

2

3

ACTIVITY 6



Age: 7 - 12



Material needed:
A pen




Duration: 10 minutes



Group size: 1

Where do you throw away your trash? Match the trash with the right bin. Does your city or school recycle?



What is recycling and why is it important?

Recycling is important because it allows us to turn waste into something new. If everyone recycles well, we reduce the amount of products we need to produce so we pollute less. For example, recycling paper helps to make new paper from old paper and this can help us cut down fewer trees. It also saves energy, as it usually takes less power to manufacture products with recycled materials than to make new ones with raw materials. But be careful! Companies add things like "made from 100% recyclable PET" on their plastic packaging, but don't be fooled. Just because something can be recycled doesn't mean it will be. Plastic is a good example of this. Recycling alone is not enough to prevent the effects of climate change but can be one step in the right direction if done properly.



Dear students,

Thank you for using this schoolkit. By taking the time to engage with these activities, you are not only learning about the environment and climate change, but you are also becoming champions for our planet's future. Your creativity, passion, and commitment are exactly what the world needs to create positive change.

Thank you for your dedication to making the Earth a better place for all living beings. Every action counts, and your efforts are truly appreciated! If anything was difficult to understand in this workbook, your parents or teachers will be happy to help you!

Keep up the great work, and remember—together, we can make a difference!

Warm regards,



child rights connect

This school kit was developed in consultation with the Children's Advisory Team of Child Rights Connect under the supervision of Imen Talhaoui and Zsuzsanna Rutai. Special thanks to Catarina, Denis, Dulce, Espoir, Nahia and Lalit for their contributions.